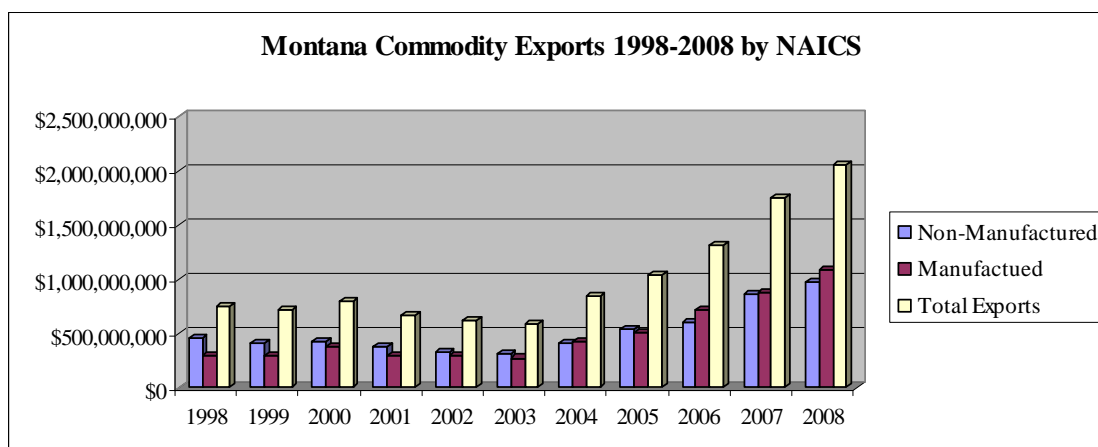


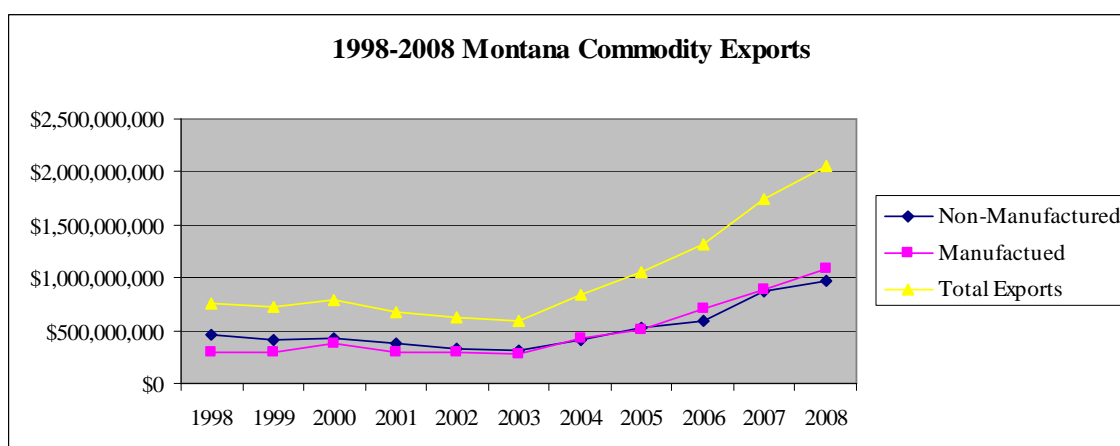
Montana Export Profile

For the **5th consecutive year**, exports of both manufactured and non-manufactured product surpassed the previous year's totals. Taken together, shipments of manufactured and non-manufactured product from the state of Montana to foreign destinations tallied a record **\$2.06 billion** in 2008; triple the amount recorded in 2003, when the state began its export boom. Manufactured exports grew by \$210 million to reach **\$1.09 billion** for the year, while non-manufactured exports increased by \$103 million to account for **\$969.8 million**.



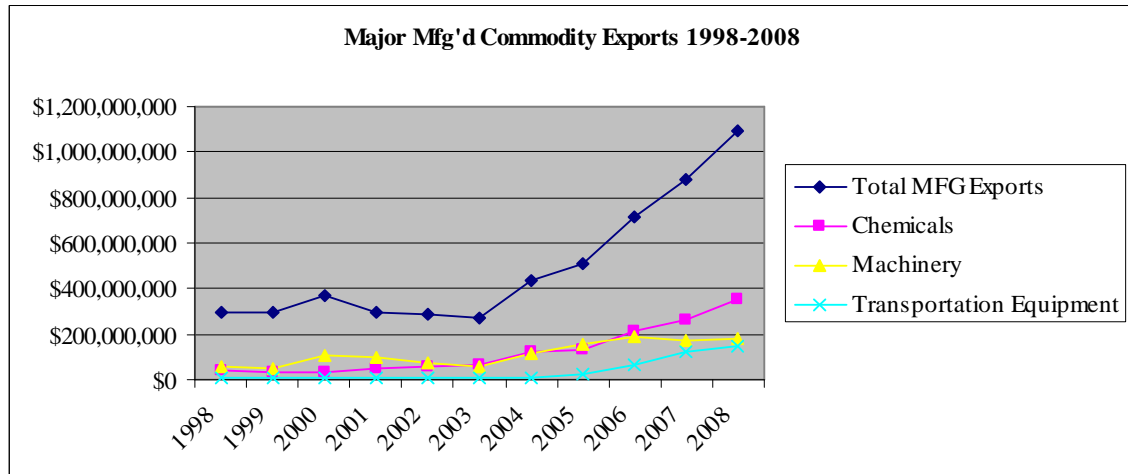
Source: WISER US State NAICS Exports

While exports of both manufactured and non-manufactured product grew in 2008, **manufactured exports** constituted a larger share of total exports by \$121 million. In 1998 exports of manufactured product accounted for 39.6 percent of all exports, however, by the end of last year, they represented **52.9 percent** of total exports. Conversely, **non-manufactured** goods represented 60.3 percent of total exports in 1998. Yet at the end of 2008, and in spite of strong, sustained growth from 2003 onward, the percentage share of total exports accounted for by shipments of non-manufactured product fell to **47 percent** of total exports.



Source: WISER US State NAICS Exports

Among all **manufactured goods**, chemical and machinery products shipments are the primary driving force behind the rise in Montana's export numbers. Since 2003, **chemical shipments** have increased **five-fold** while exports of **machinery products** have **tripled**. **Transportation equipment** also has witnessed a large increase of **thirteen-fold** since 2003, and accounted for 13.7 percent of all manufactured exports in 2008. Among **non-manufactured commodities**, **wheat** is the state's leading export commodity, followed by **minerals and ore**.



Source: [WISER US State NAICS Exports](#)

The majority of Montana's **manufactured exports** are shipped to **Canada, Japan, Taiwan, Republic of Korea, and Mainland China**. For **non-manufactured commodities** - excluding bulk wheat shipments - the leading destinations are **Canada, the Netherlands and Mexico**. **Pacific Northwest bulk wheat** shipments are predominately sent to **Japan, Taiwan, the Philippines, and South Korea**.

The precise number of Montana-based exporters is unknown because national-level export data are compiled by origin of movement with the result that non-resident companies exporting product from Montana are tallied with Montana companies.

[Why Do Our Export Numbers Differ From the Federal Government's?](#)